





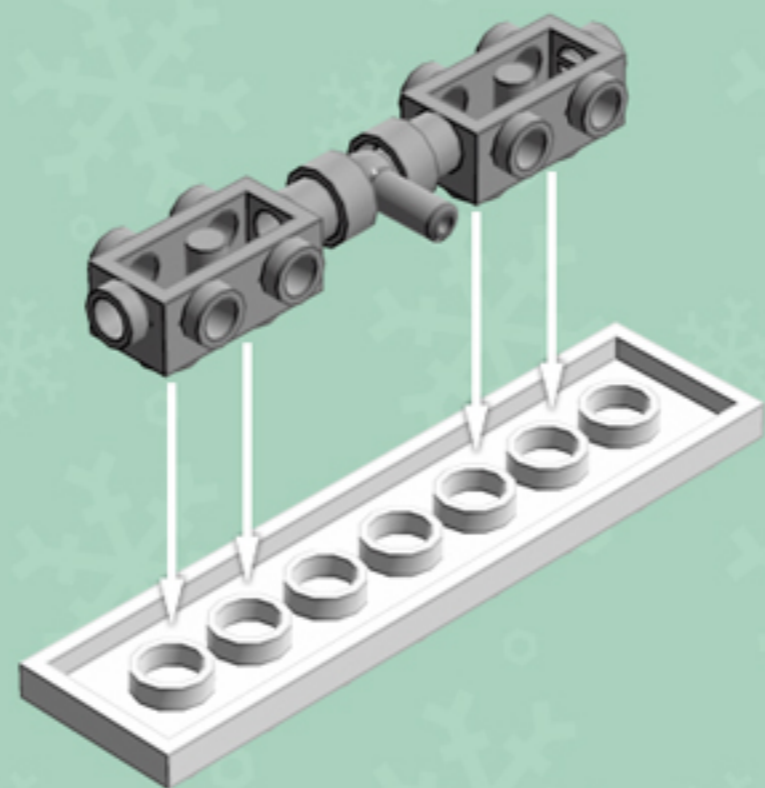

# Wild Berry Lantern **ORNAMENT**

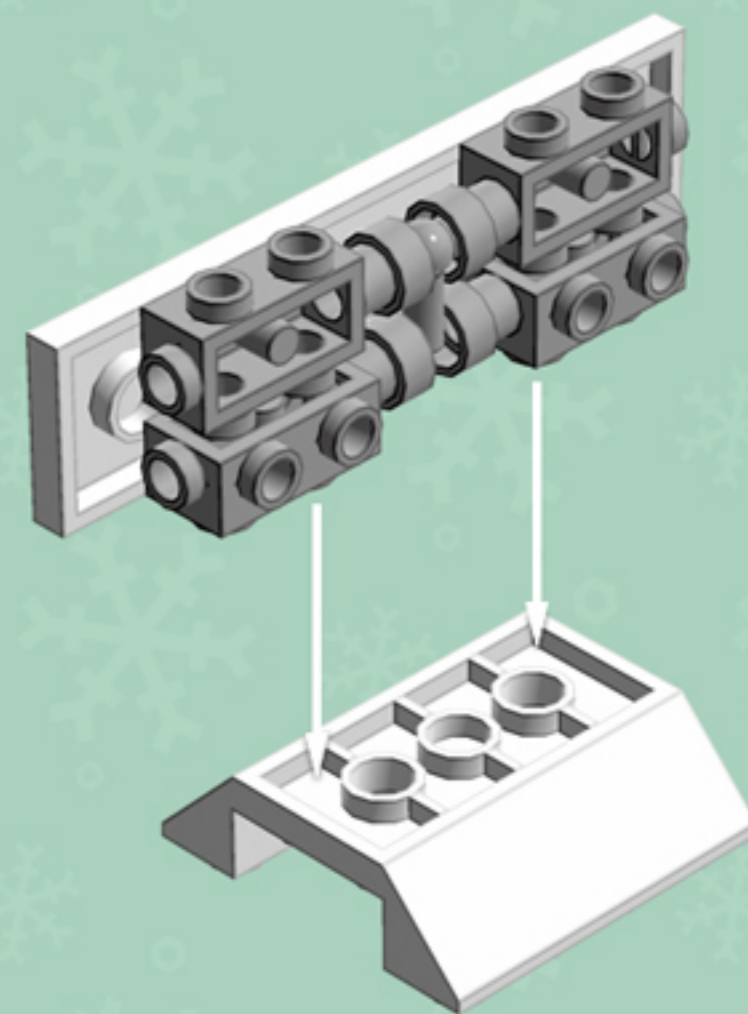


*A LEGO® project by Chris McVeigh*  
[chrismcveigh.com](http://chrismcveigh.com)







Element ID	Color	Description	Quantity
6010831	Black	Round Plate 2X2 W/Eye	1
6056381	Bright Purple	Flat Tile 1X2	16
6057387	Bright Purple	Plate 1X2	8
4649749	Light Purple	Roof Tile 1X2X2/3, Abs	16
4211502	Medium Stone Grey	Motor 1X2X2/3	8
4211508	Medium Stone Grey	T-Piece	2
306801	White	Flat Tile 2X2	1
302201	White	Plate 2X2	1
302001	White	Plate 2X4	4
303401	White	Plate 2X8	2
4547489	White	Roof Tile 1X2X2/3, Abs	8
4658973	White	Roof Tile 4X4/45° Inv.	4















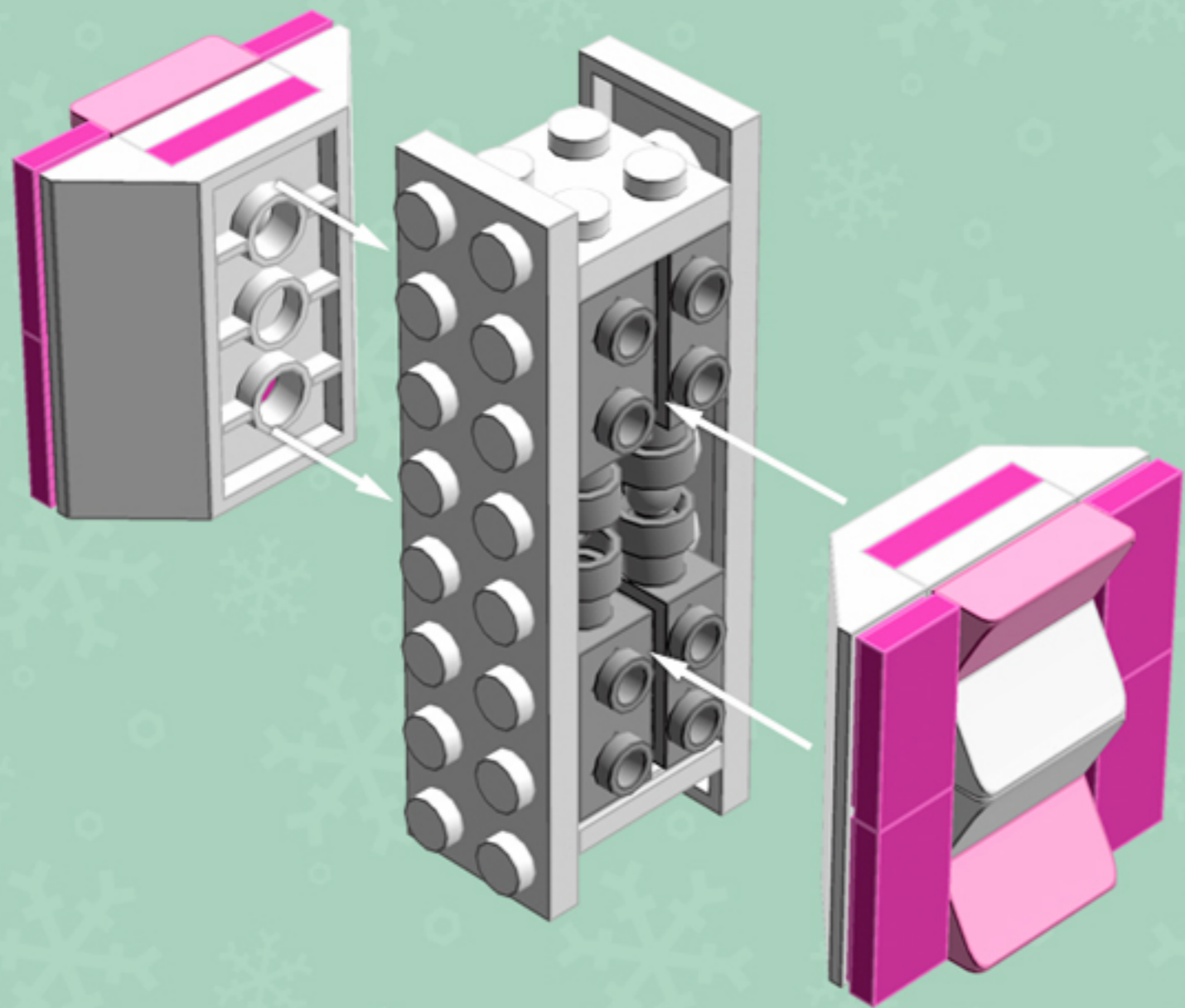
2x







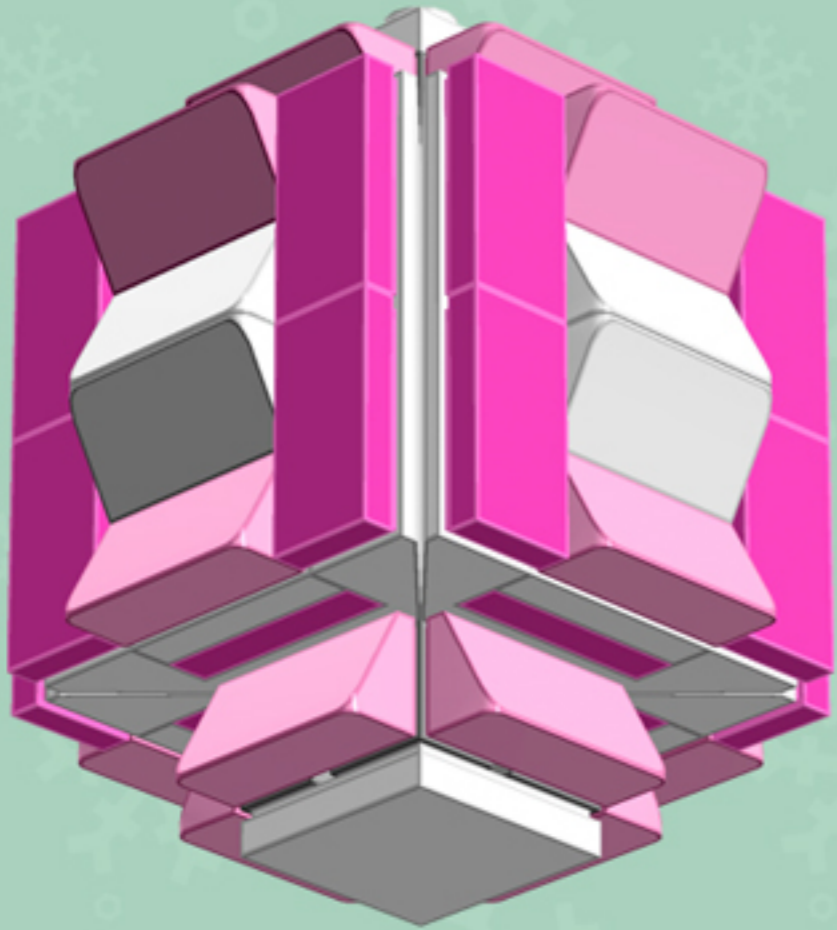


4x









*For more fun builds,  
please pop by [chrismcveigh.com](http://chrismcveigh.com),  
visit me at [facebook.com/c.mcveigh.photos](https://facebook.com/c.mcveigh.photos),  
or follow me on twitter [@actionfigured](https://twitter.com/actionfigured)*

*Purchase custom building kits at [shop.chrismcveigh.com](http://shop.chrismcveigh.com)*

*These building guides are for personal use only. Unauthorized duplication, distribution and/or modification of these guides, in whole or in part, is strictly prohibited. The models contained within these guides are the copyright of Chris McVeigh, unless otherwise stated. Unauthorized reproduction of these models for resale, either in whole or as a building kit, is strictly prohibited.*

*© 2015 CHRIS MCVEIGH*

*LEGO is a registered trademark of The LEGO Group.*