







Crinkle

ORNAMENT


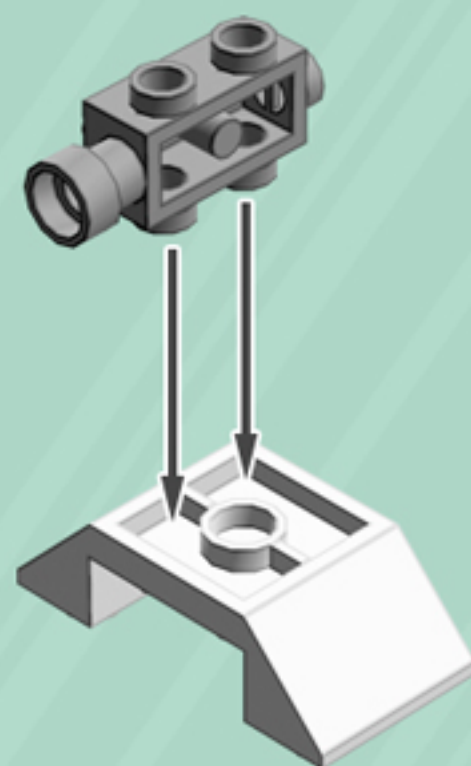
A LEGO® project by Chris McVeigh
chrismcveigh.com



• FRESH SPRUCE •





	Element ID	Color	Description	Quantity
	6010831	Black	Round Plate 2X2 W/Eye	1
	4647546	Bright Green	Roof Tile 1X1X2/3, Abs	8
	302228	Dark Green	Plate 2X2	12
	6116259	Dark Green	Plate W. Bow 2X2X2/3	8
	4546705	Dark Green	Roof Tile 1X1X2/3, Abs	8
	4211502	Medium Stone Grey	Motor 1X2X2/3	4
	300301	White	Brick 2X2	3
	6013866	White	Flat Tile 2X2 Inv	1
	302001	White	Plate 2X4	4
	4249506	White	Plate 2X4X18°	8
	4173943	White	Roof Tile 4X2/45° Inv.	4
<i>Required for color variation:</i>				
	4504379	Bright Red	Roof Tile 1X1X2/3, Abs	8
	4531415	New Dark Red	Roof Tile 1X1X2/3, Abs	8


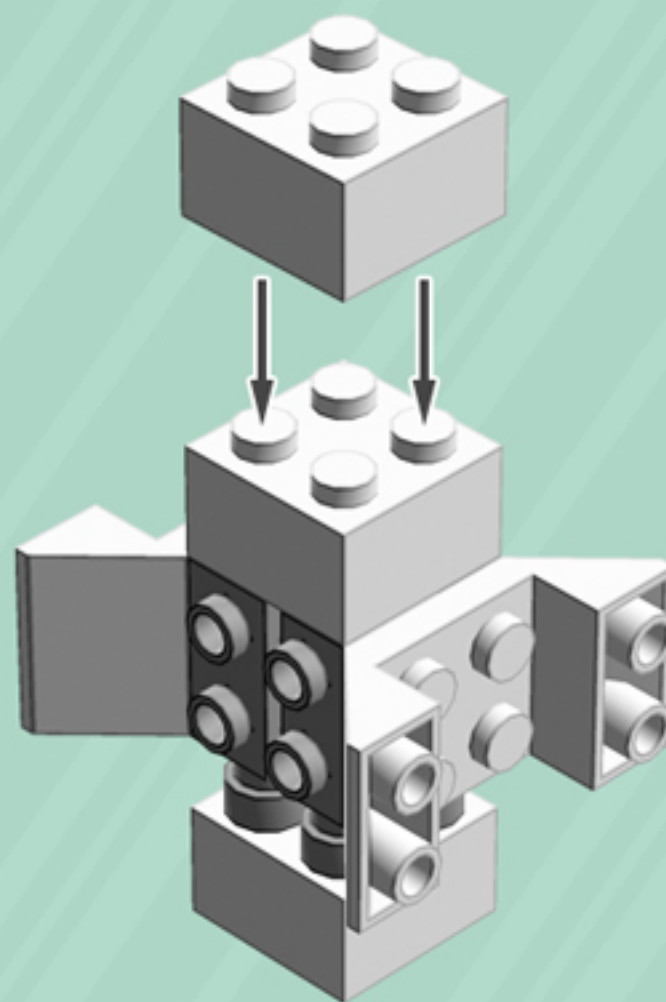
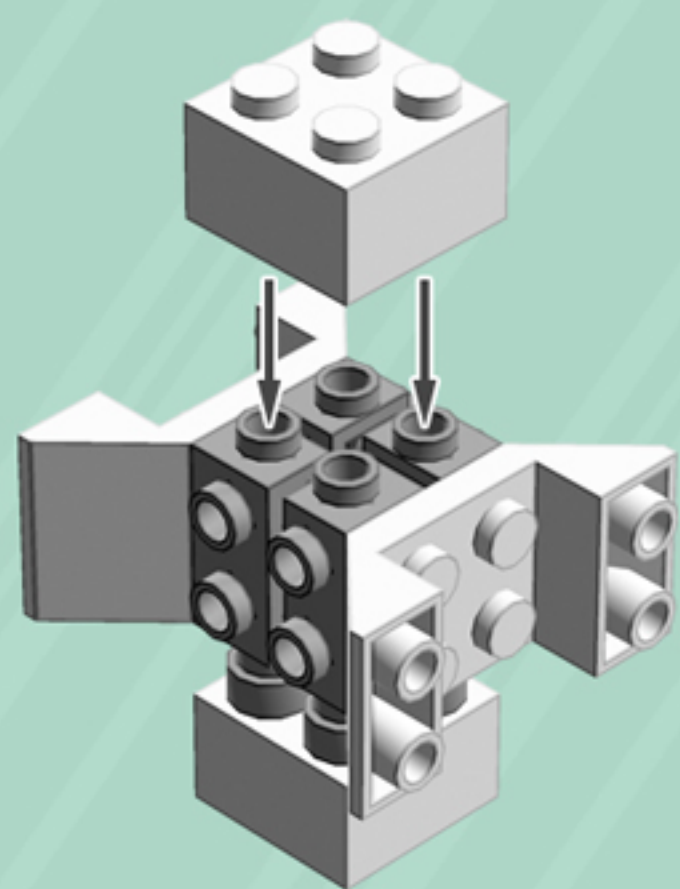






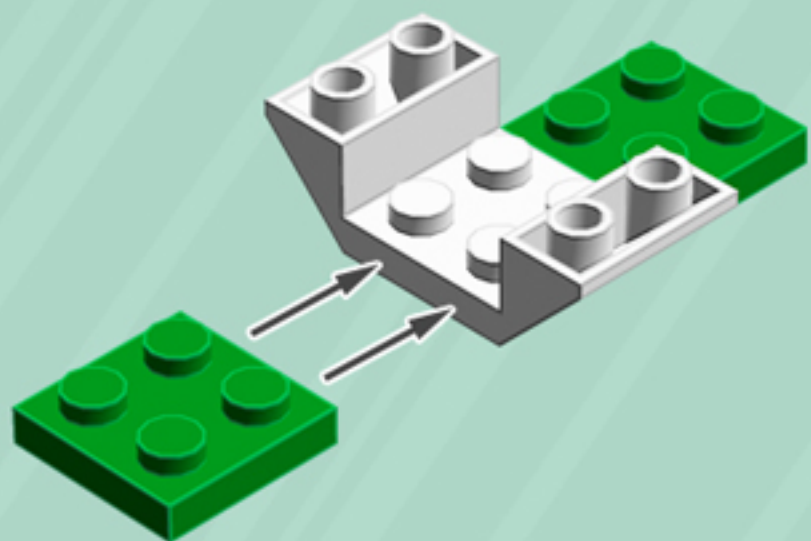





2x

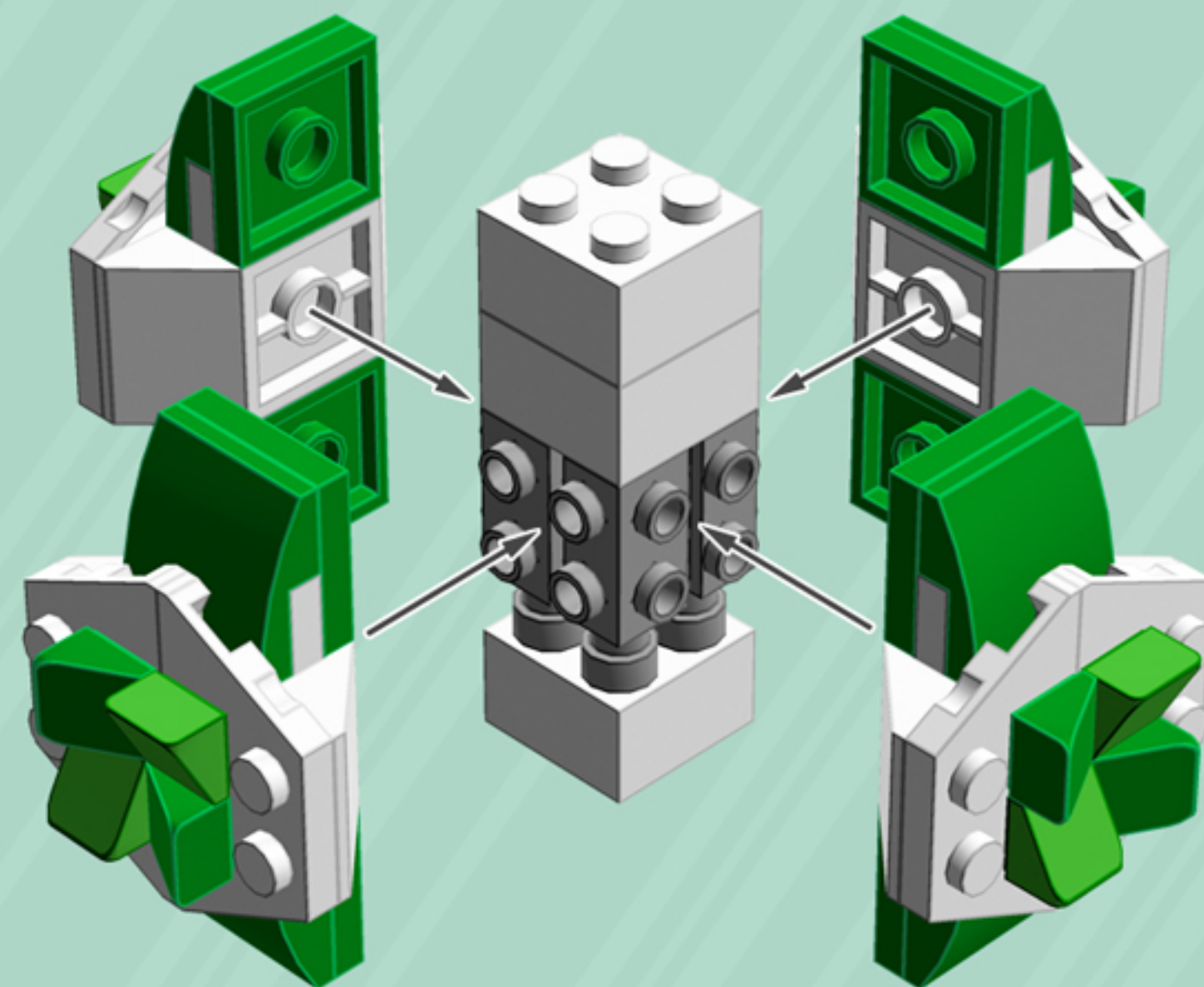










4x





Color Variation

Use red and dark red slopes to create a green/red variation!

*For more fun builds,
please stop by chrismcveigh.com,
visit me at facebook.com/c.mcveigh.photos,
or follow me on twitter [@actionfigured](https://twitter.com/actionfigured)*

Purchase custom building kits at shop.chrismcveigh.com

These building guides are for personal use only. Unauthorized duplication, distribution and/or modification of these guides, in whole or in part, is strictly prohibited. The models contained within these guides are the copyright of Chris McVeigh, unless otherwise stated. Unauthorized reproduction of these models for resale, either in whole or as a building kit, is strictly prohibited.

© 2016 CHRIS MCVEIGH

LEGO is a registered trademark of The LEGO Group.

