













# Frill


ORNAMENT



*A LEGO® project by Chris McVeigh*  
*[chrismcveigh.com](http://chrismcveigh.com)*



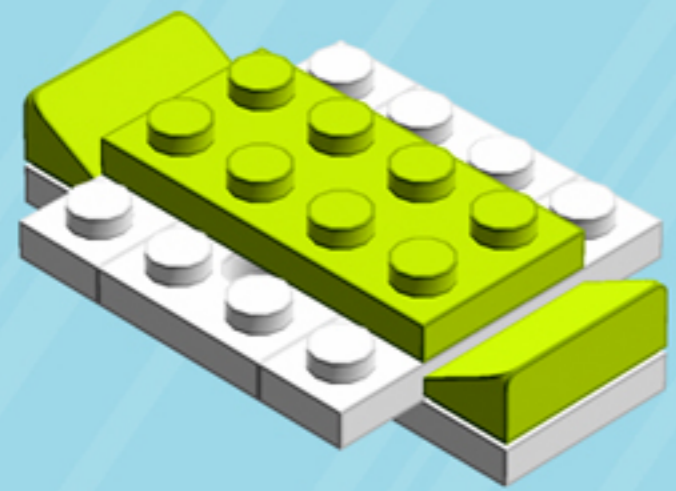
• CHARTREUSE •

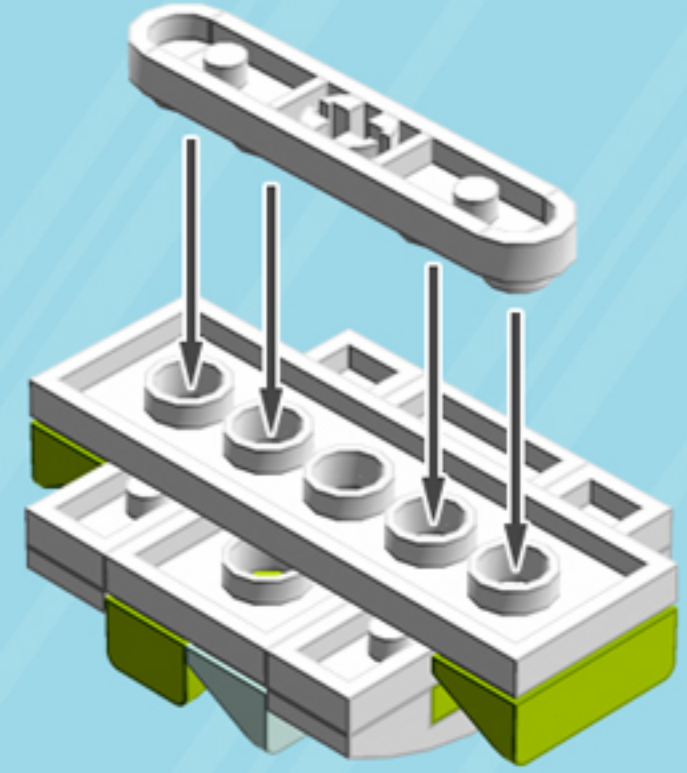
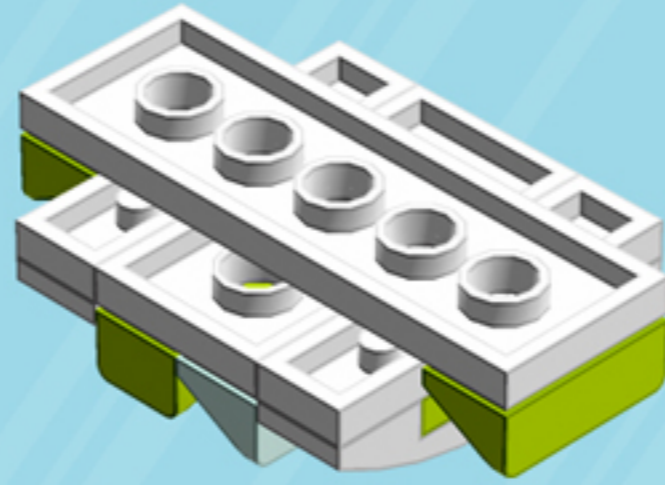




	Element ID	Color	Description	Quantity
	6094137	Aqua	Roof Tile 1X1X2/3, Abs	12
	4537936	Bright Yellowish Green	Plate 2X4	3
	4504372	Bright Yellowish Green	Roof Tile 1X1X2/3, Abs	12
	6025026	Bright Yellowish Green	Roof Tile 1X2X2/3, Abs	6
	4502595	Medium Stone Grey	3-Branch Cross Axle W/Cross H.	1
	4211805	Medium Stone Grey	Cross Axle 7M	1
	6030875	Silver Metallic	Tool Set (Box Wrench)	1
	4518400	White	Nose Cone Small 1X1	2
	371001	White	Plate 1X4	6
	370901	White	Plate 2X4, 3Xø4.9	3
	4527947	White	Plate 2X6 W. Holes	3
	6023806	White	Plate W. Bow 1X4X2/3	6
	4527839	White	Technic Rotor, 2 Blades	3



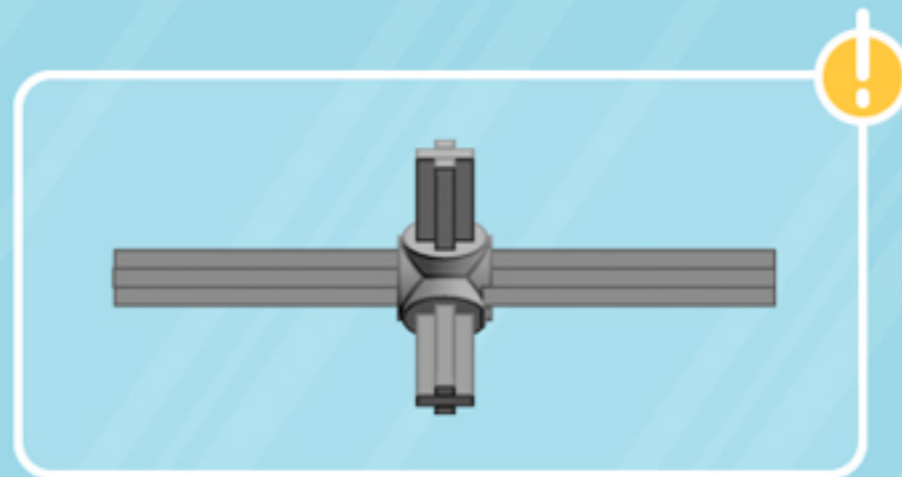










3x





*For more fun builds,  
please stop by [chrismcveigh.com](http://chrismcveigh.com),  
visit me at [facebook.com/c.mcveigh.photos](https://facebook.com/c.mcveigh.photos),  
or follow me on twitter [@actionfigured](https://twitter.com/actionfigured)*

*Purchase custom building kits at [shop.chrismcveigh.com](http://shop.chrismcveigh.com)*

*These building guides are for personal use only. Unauthorized duplication, distribution and/or modification of these guides, in whole or in part, is strictly prohibited. The models contained within these guides are the copyright of Chris McVeigh, unless otherwise stated. Unauthorized reproduction of these models for resale, either in whole or as a building kit, is strictly prohibited.*

**© 2016 CHRIS MCVEIGH**

*LEGO is a registered trademark of The LEGO Group.*

